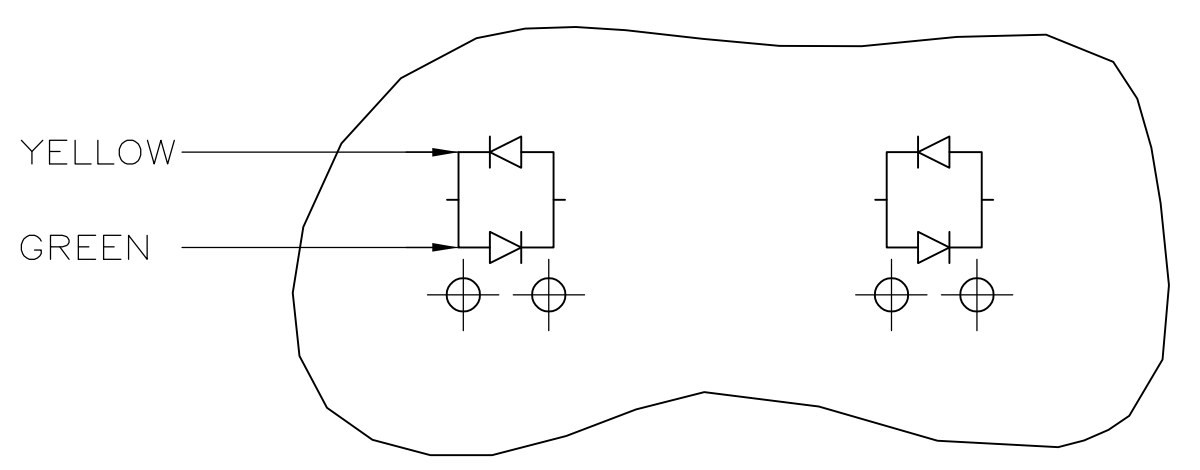
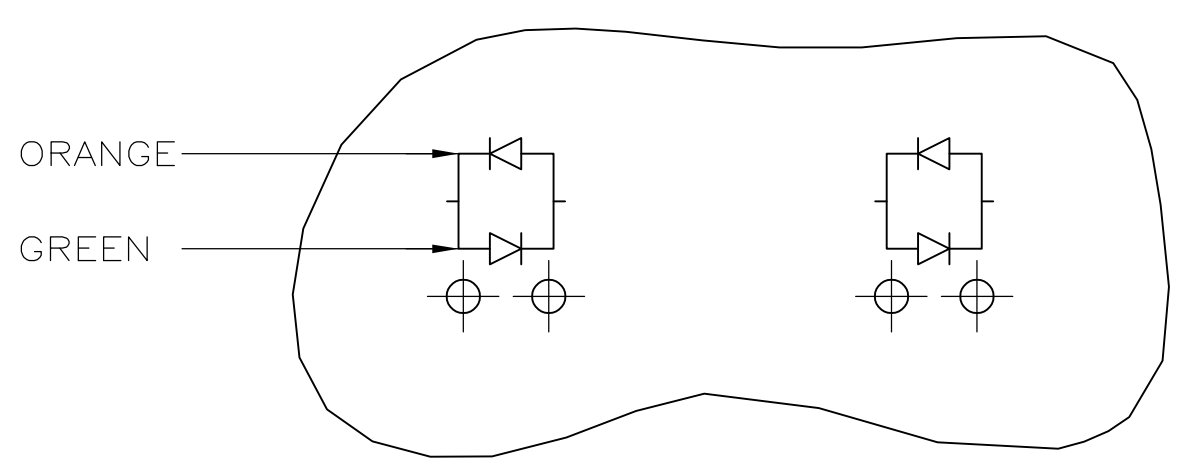


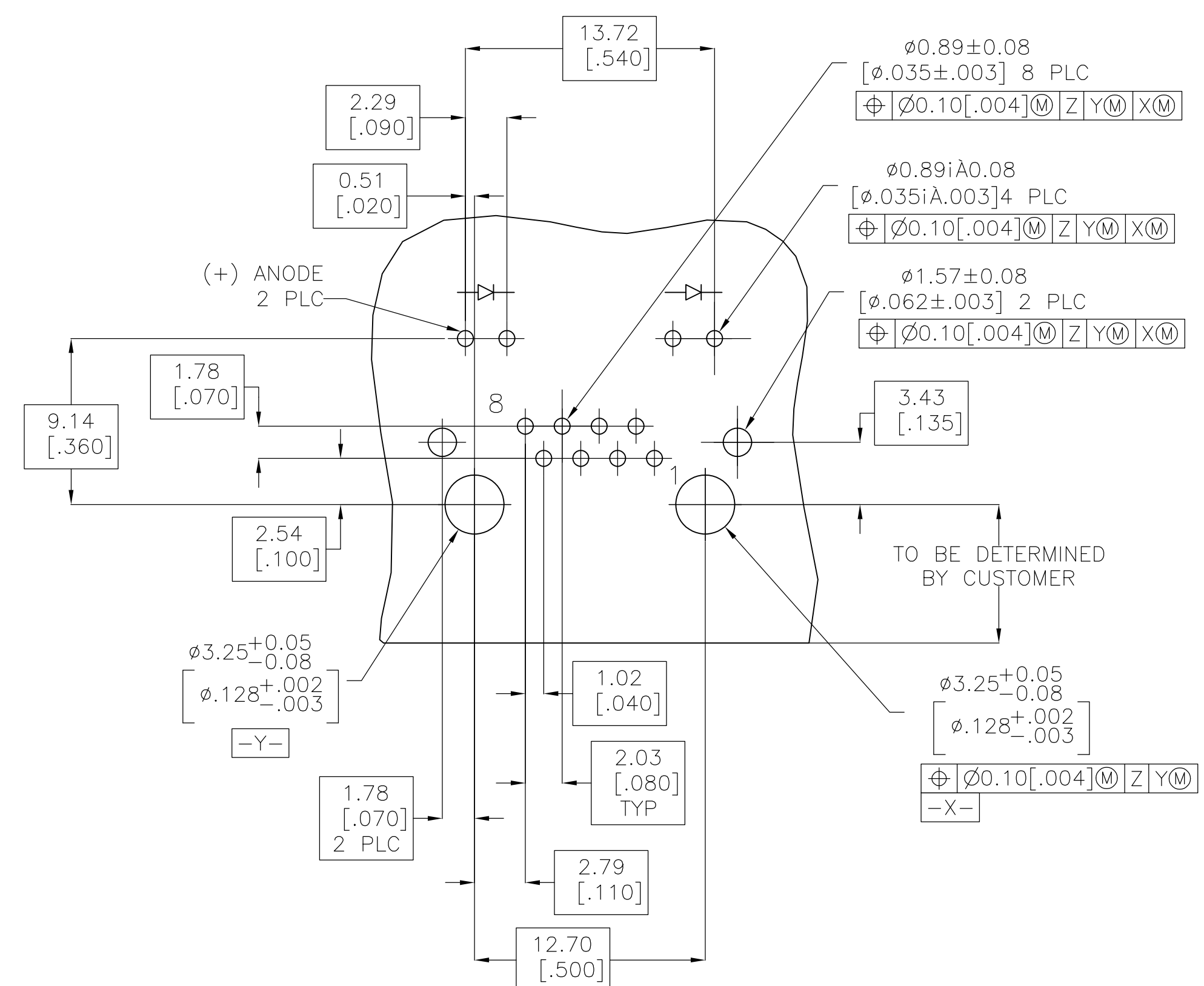
DETAIL A  
TUBE PACKAGING  
SCALE 2:1



LED CURRENT DIAGRAM  
406549-8 ONLY



LED CURRENT DIAGRAM  
406549-7 ONLY



RECOMMENDED PRINTED CIRCUIT BOARD LAYOUT  
(COMPONENT SIDE)

- 1 MATERIAL: HOUSING - HIGH TEMPERATURE THERMOPLASTIC, BLACK, UL94V-0. TERMINALS - 0.36[.014] THICK PHOS BRONZE PLATED WITH 3.81µm[.000150] MINIMUM THICK (SEE P/N TABLE) IN SOLDER AREA. 1.27µm [.000050] MINIMUM GOLD IN LOCALIZED PLATE AREA. ENTIRE TERMINAL PLATED WITH 1.27µm [.000050] MINIMUM THICK NICKEL. SHIELD - 0.196[.0077] THICK COPPER ZINC ALLOY PREPLATED WITH 1.27µm[.000050] MINIMUM SATIN NICKEL WITH 2.03µm[.000080] MINIMUM TIN POST DIPPED ON PCB GROUND TABS. LIGHT EMITTING DIODE (LED) - DIFFUSED EPOXY LENS, 0.51 x 0.51[.020 x .020] CARBON STEEL WIREFRAME LEADS PLATED WITH 8.89µm[.000350] TIN/COPPER OVER 2.03[.000080] SILVER OVER 1.02µm[.000040] NICKEL UNDERPLATE OVER 1.02µm[.000040] COPPER UNDERPLATE.
- 2. JACK CAVITY CONFORMS TO FCC RULES AND REGULATIONS PART 68, SUBPART F.
- 3 SUGGESTED PANEL OPENING DIMENSIONS.
- 4 SUGGESTED CLEARANCE BETWEEN TOP OF CONNECTOR AND TOP PANEL OPENING.
- 5 SEE TABLE FOR COLOR OF LEDS AND NUMBER REQUIRED.
- 6. THIS MODULAR JACK WITH INTEGRATED LED IS NOT IR REFLOW SOLDERING PROCESS COMPATIBLE.
- 7 PACKAGED 30 PIECES PER TUBE, SEE DETAIL "A".
- 8 MANUFACTURING DATE CODE: LOCATED APPROX. AS SHOWN. FIRST 2 DIGITS = LAST 2 DIGITS OF YEAR. NEXT 2 DIGITS = MANUFACTURING WORK WEEK. LAST DIGIT = DAY OF WEEK WITH SUNDAY = 1.

MATTE TIN	TRAY	RED	GREEN	3-406549-2
MATTE TIN	TRAY	YELLOW	GREEN	3-406549-1
MATTE TIN	TRAY	ORANGE/GREEN	GREEN	3-406549-0
MATTE TIN	TRAY	ORANGE/GREEN	YELLOW	2-406549-9
MATTE TIN	TRAY	YELLOW/GREEN	YELLOW/GREEN	2-406549-8
MATTE TIN	TRAY	ORANGE/GREEN	ORANGE/GREEN	2-406549-7
MATTE TIN	TRAY	YELLOW	YELLOW	2-406549-6
MATTE TIN	TRAY	GREEN	GREEN	2-406549-5
MATTE TIN	TRAY	GREEN	YELLOW	2-406549-4
MATTE TIN	TRAY	YELLOW	-	2-406549-3
MATTE TIN	TRAY	-	GREEN	2-406549-2
MATTE TIN	TRAY	YELLOW	GREEN	2-406549-1
TIN-LEAD	TRAY	YELLOW/GREEN	YELLOW/GREEN	406549-8
TIN-LEAD	TRAY	YELLOW	YELLOW	406549-6
TIN-LEAD	TRAY	GREEN	GREEN	406549-5
TIN-LEAD	TRAY	GREEN	YELLOW	406549-4
TIN-LEAD	TRAY	YELLOW	-	406549-3
TIN-LEAD	TRAY	-	GREEN	406549-2
TIN-LEAD	TRAY	YELLOW	GREEN	406549-1
TERMINAL LEAD PLATING	PACKAGING	POSITION 2	POSITION 1	PART NUMBER
		INDICATOR COLOR		

THIS DRAWING IS A CONTROLLED DOCUMENT. DWN G. GARRETT 17-SEP-97. CHK G. GARRETT 17-SEP-97. TOLERANCES UNLESS OTHERWISE SPECIFIED: 0 PLC ± -, 1 PLC ± .025[.01], 2 PLC ± .025[.01], 3 PLC ± .013[.005], 4 PLC ± -. ANGLES ± -.

APPROVED: M. DERSTINE 17-SEP-97. NAME: INVERTED MODULAR JACK ASSEMBLY, 1X1, SHIELDED, PANEL GROUND, LED. PRODUCT SPEC: 108-1163-4. APPLICATION SPEC: 114-2154. SIZE: A1. CAGE CODE: 00779. DRAWING NO: 406549. RESTRICTED TO: CUSTOMER DRAWING. SCALE: 4:1. SHEET: 1 OF 1. REV: R1.